

Lake Quilters News

June 2025

PRESIDENT'S ADDRESS

LQG Newsletter – President's Note for June 2025
Happy June!

This is the time of year for getting out into the world. From talking to many of you, and seeing your Facebook posts, our Guild members are definitely a busy bunch! In the past 30 days, I have been doing quite a bit of traveling, too. From visiting Mood Fabrics, M&J Trimmings, and B&J Fabrics in the Garment District of NYC, to installing a new SAQA Art Quilt Exhibition (FAÇADE) in Petersburg, Virginia, my life has felt like a whirlwind. I am glad to finally be back home in my sewing room and "thinking" about making new stuff.

Our Tuesday, June 17th meeting (1-3pm), at the SML Water Authority, is sure to be an informative one. We all love learning about new things, and our presenter, Andrea Whitney has a wealth of information to share with us about caring for quilts. While her topic is in relation to "historical quilts," there will surely be tidbits that we can apply to the care of our own quilts for years to come. I can't wait to hear her presentation and see everyone's shining faces.

Until then, it's back to the sewing room,
Arlene

**June Meeting is on
June 17, 2025 from 1p-3p at
Water Authority**

OFFICERS 2025

President: Arlene Blackburn

President Elect: Judy Edgeworth

Membership Chair: Bev Seaver

Membership Elect: Cindy Regan

Program Chair: Flo Hayes

Secretary: Lyn Coleman

Treasurer: Veronica Church

Publicity: Marsha Melkonian

WebMaster: Janet Webster

Editor – Ginger Brothers and Jan Emerick
Brothers

**If you have a question about a program,
or a submission to the Newsletter please
email vbrother88@gmail.com before the
10th of each month.**



Sunshine Updates:
Keep your fellow members in mind
for any reason to request a guild
card contact Ruthe at
rploskunyak@outlook.com.

**Welcome to our newest members, Kathy Hippeli, Stephanie Woods and Wendy Short!! If
anyone is interested in joining the Guild please fill out the [2025 Membership Form](#).**



Newsletter Quick Links

- [Calendars and Programs](#)
- [Board Minutes](#)
- [Call to Action -](#) Community Outreach
- [Charity and Fundraising](#)
- [Connecting Threads:](#) Hidden Worlds of Quilting

Calendar and Programs

June 17th, 2025

General Meeting held from 1p - 3p at the SML Water Authority.

Andrea Whitney will be presenting to the Guild on the topic of "Caring for Historical Quilts". Andrea was fortunate to take a class on this at the Smithsonian Institute. Please join us for this fascinating program.

Please remember, there is to be no "propping" of the door.



2025 RETREAT

The Annual Retreat has only 5 spots left! All Day Spots have been filled!

Our annual Retreat will be held at the 4H Center here at the Lake Wednesday, October 22 through Sunday, October 26. New this year, we will offer day passes for those who wish to sleep in their own beds and bring their own food! We will offer 3 and 4 night options for those who wish to stay overnight with 2 meals each day.

July 15th, 2025 - Fellowship Day

Judy Edgeworth will offer a Rope Basket Making class at this fun day. Sign up sheets will be at June meeting. A day of fun and fellowship with your quilting friends.




LQG BOARD MEETING MINUTES – June 3rd, 2025

June Board Meeting was canceled due to no new pressing business


Quilters Humor

The sewing room isn't going to tidy itself,



so let's just close the door.

YOU KNOW YOU ARE A QUILTER



IF YOU PET FABRIC

Upcoming Events and Call to Action


Community Outreach

- CORE= Community Out Reach Events! This is different from charity where we give items. Community out-reach is trying to reach out to people who are interested in joining our quilting community. All of these events are open to the general public, invite friends, family and neighbors to join in! If you have friends who are interested in quilting, invite them out for a friend hangout!

CORE Class Event: Lone Star Quilt Hack

8/23/25 and 9/6/25

@ SMLMoneta
Library



Learn how to make the classic quilt top using jelly rolls. Ginger Brothers will be facilitating this technique using Donna Jordan's YouTube tutorial. The tutorial is linked in the next column.

To sign up you will need to contact the SML/Moneta Library as this class has limited space. This even is open to all Guild members and sewers, but you need to sign up.

Once you sign up, directions and your "homework" will be assigned to you. The best part if you complete your homework, you could have a quilt top done by the end of the class! This is a great gift for weddings or charity quilts.

One to two guild members are needed to support a CORE event on Saturday, September 27, 2025, 9am to 1pm at the WESTLAKE library. WE will be instructing the public (who sign up through the library) in learning how to make a 9-patch block. Please email Jan EB if you can help



Connections Challenge:

Think about classes or events you would be willing to teach to the Guild or in a CORE Event.

Bonus Challenge: Sign up for the Lone Star class and bring a friend!.



Charity and Fundraising

Charity Report

Thanks to all the contributors of fidget quilts, walker bags and mazes, we presented 21 fidget quilts, 21 walker bags and 16 marble mazes to Catherine Vance from the Bedford County Nursing Home at the May guild meeting. Catherine provided an overview of her organization. Thanks to all for the NICU hearts. At last count, we have received almost 100! And thanks to the quilters who provided 9 quilt tops along with backing to be longarmed. We have ample batting as our shipment was received.

The Franklin County Sheriff's department will be receiving owls that were sewn in prior years. They additionally requested pillowcases. During an emergency removal they would like to provide a pillowcase instead of a trash bag for the child's belongings. Ann Hoar has written directions. See video in the next column for more hints. With all the great work going on, the Charity Committee will be having a cutting session this month to replenish the quilt kits. We've booked the Moneta library on Monday June 16th from 1 to 4pm. If we don't finish we've booked a session in July. We will be selecting fabric from the donations that have been received and cutting/kitting them into pieces for quilts. Please bring your rotary cutters, rulers and cutting mats.

Have Christmas fabric? Consider making some ornaments or stockings. You may recall at last month's guild meeting, Patty Lively shared that the organization helping youth who age out of foster care need Queen size quilts. So see if you can change that twin/full design into a queen size.

The charity committee is working with the board to get labels. Keep on making quilt tops and provide backing and binding material.

As a reminder, our 501(c) requirements require us to keep track of what we are making and what we are delivering. So please sign when you commit to making something and fill out the donation form when you return the project.



Charity Cont'

This month, we received a stash of fabric, books and quilting supplies from Millie Rae's daughter Suzanne Carrillo. Millie Rae was a member of the guild and her daughter appreciated our helping remove the stash. Look for books, supplies and fabric at the upcoming ways and means table.

Ann Hoar and Mary Colby
Charity Committee Co-chairs

Ways and Means

More great donations, more great bargains this month, including a selection of like new rulers. Shop before the meeting or after and don't forget to bring your cash or checkbook.

A Missouri Star Quilt Company BLOCK book of your choice with every purchase!!!

See you soon, June and Cathy

Connecting Threads - Recycling and Reusing quilts

Recently, I was tasked with helping a client at a new job at one of the many thrift retailers in the area. This retailer is considered a corporation and that is all I will say, however, the amount of fabric and donated materials that were thrown out for minor issues, appalled me! I was there for three hours and during that time, four 50 gallon boxes were filled with clothing, materials, and hats! It got me to thinking, how can we breathe new life into older pieces and reduce our waste?

- Make a jacket - There are several tutorials on how to do this. If you are recycling an old quilt be sure to look out for stains, holes, and rips while laying out.
- Recycle them into stuffed animals. This is a great keepsake for grandchildren.
- Make them into bags. I know we say this a LOT but bags are useful to everyone. I recommend working on bags that stretch your skills in other places to keep yourself focused.
- Cut it up into squares and scrap it into a whole new quilt. The [American Quilt Society](#) built an entire exhibit around the resourcefulness of quilters who built their quilts from recycled materials. Click on the link to check it out.
- Fabric Wreaths, Wall Decorations, and Collages- these are a great option especially for quilts that have significant meaning to your family.

On Finishing an Old Quilt Top Anonymous

Dear unknown lady of the past,
I hold your work within my hands;
A top with pattern gay and pure,
A frayed edge reveals loose strands.

The design is made of tiny scraps,
Set in a plain sugar sack ground,
Such tiny little stitches made -
A soft blue border around.

Where did you sit while piecing this?
Upon a stool by firelight bright?
Or slowly rocking on the porch
As the tired day drew into night?

What were your cares while you did your work?
What plans and dreams did you spin?
I wonder why your work was stopped.
Why quilting never did begin.

My mind is filled with questions.
Were you just a girl or someone's wife?
Was yours a path of leisure?
Or a journey filled with strife?

I'll quilt this top, dear lady,
With patterns swirled and flowery,
And bond with one I'll never meet
In a sisterhood of stitchery.

